

23.8" Flat Stainless P-Cap IP69K Panel PC (Intel® Celeron Bay Trail-M N2930 1.83GHz)

Flat Stainless P-Cap Chassis


MODEL #: W24IB3S-SPA269



Features:

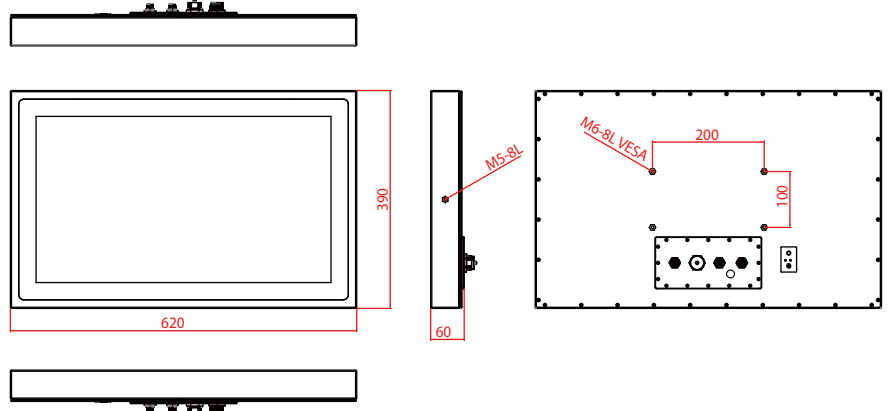
- 21.5", 1920 x 1080, P-cap touch with flat design
- Intel® Celeron Bay Trail-M N2930, 1.83 GHz
- SUS304 stainless steel for food and chemical industries
- Full IP69K waterproof enclosure, good corrosion resistance
- A true flat, easy-to-clean front surface with edge-to-edge design
- Plenty of I/Os, including USB 2.0, RS232 and RJ45-10/100/1000 LAN
- Waterproof ports with adapter cables for external connectivity
- Supports VESA mount
- Supports Glove/ Rain mode (Optional)

Waterproof connector / cable



2 x USB LAN COM2 Power

Air Venting Valve



* Note: this is a simplified drawing and some components are not marked in detail. Please contact our sales representative if you need further product information.

System Specifications

TFT Characteristics

- Resolutions : 1920 x 1080
- Brightness : 250 cd/m² (typ.)
- Contrast Ratio : 3000 : 1 (typ.)
- Viewing Angles : -89~89(H); -89~89(V)
- Max Colors : 16.7M
- Touchscreen : P-cap

SBC Specifications :

- Processor : Intel® Celeron Bay Trail-M N2930 1.83GHz
- BIOS : AMI 16Mbit Flash
- System Chipset : Intel® Atom SoC Integrate
- Memory Slot : 1 x SO-DIMM, Default 4GB, Max 8GB DDR3L 1600
- Storage : Default 64GB Mini PCIe SATA III
- Graphic Chipset : Integrated HD Graphics
- Ethernet : 2 x RJ45 Gigabit LAN (1 x RJ45 internal)
- Audio : Built in ALC886 HD Audio Codec
- USB : 6 x USB2.0 (4 x USB internal)
- Serial : 4 x RS232 (3 x RS232 internal)
- Expansion Slot : 1 x Mini PCIe (Internal)
- SSD Interface : 1 x Mini PCIe SSD
- Power Input : DC-IN (Lockable, Power Jack)
- Certification : CE, FCC, RoHS
- Security : Trusted Platform Module (TPM 1.2)

* A customized housing is needed if you would like to have more I/O connectors.

Power Specifications :

- Power Input : 12V DC IN (Lockable Power Jack)
- Power Consumption : 56W (typ.) (Max. backlight & high CPU load)

Environment Considerations :

- Operating Temperature : 0 deg.C to 45deg.C
- Operating Humidity : 30% to 90% (non condensing)
- IP Rating : IP69K, air venting valve

Input/ Output Connectors :

- Ethernet LAN : 1 X RJ45-10/100/1000 Mbps
- COM : 1 X RS232
- USB : 2 x USB
- Power : 1 X 12VDC

Accessories :

- External Power Supply 80W w/power cord
- LAN Cable
- Serial Cable
- USB Cable
- VESA screws

Order Options :

| SBC | PANEL PC |
|----------------------------------|--|
| RAM : SODIMM DDR3L Max 8GB | OS : Windows 10 IoT Enterprise Windows Embedded 8.1 Industry Pro Windows Embedded 7 Standard |
| Storage : 2.5" HDD/Mini PCIe SSD | |



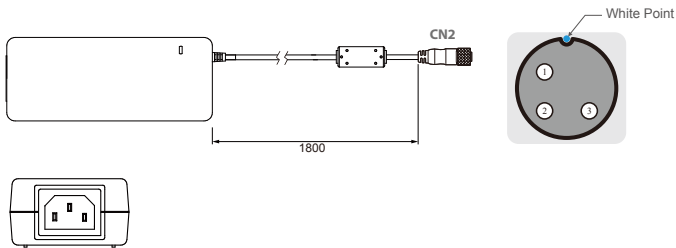
23.8" Flat Stainless P-Cap IP69K Panel PC (Intel® Celeron Bay Trail-M N2930 1.83GHz)

Flat Stainless P-Cap Chassis

MODEL #: W24IB3S-SPA269

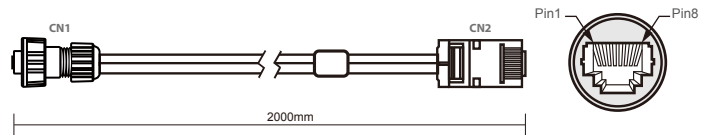
Pin Assignment of Cables

Power Cable



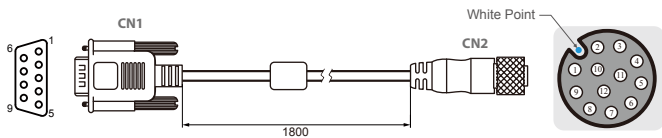
| Pin No. | Symbols | Color | | Pin No. | Symbols | Color |
|---------|---------|-----------|---|---------|---------|--------------|
| CN1-1 | VIN - | NO ASSIGN | ↔ | CN2-1 | VCC+ | Flow Adapter |
| CN1-2 | VIN - | NO ASSIGN | ↔ | CN2-2 | GND | Flow Adapter |
| CN1-3 | VIN - | NO ASSIGN | ↔ | CN2-3 | VCC - | Flow Adapter |

LAN Cable



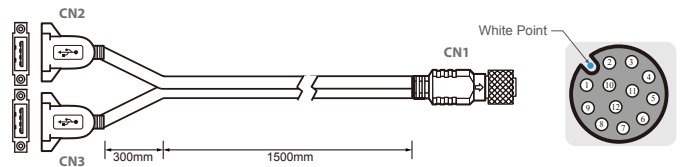
| Plug | Wire Color | Conn. | |
|------|----------------|-------|-------|
| 1 | Orange / White | 1 | Twist |
| 2 | Orange | 2 | |
| 3 | Green / White | 3 | |
| 4 | Blue | 4 | Twist |
| 5 | Blue / White | 5 | |
| 6 | Green | 6 | Twist |
| 7 | Brown / White | 7 | |
| 8 | Brown | 8 | |

RS232 Cable



| Pin No. | Symbols | Color | | Pin No. | Symbols | Color |
|---------|----------|--------|---|---------|----------|--------|
| CN1-1 | DCD-CON2 | Green | ↔ | CN2-1 | DCD-CON2 | Green |
| CN1-6 | DSR-CON2 | Brown | ↔ | CN2-2 | DSR-CON2 | Brown |
| CN1-2 | RXD-CON2 | Red | ↔ | CN2-3 | RXD-CON2 | Red |
| CN1-7 | RTS-CON2 | Orange | ↔ | CN2-4 | RTS-CON2 | Orange |
| CN1-3 | TXD-CON2 | Blue | ↔ | CN2-5 | TXD-CON2 | Blue |
| CN1-8 | CTS-CON2 | White | ↔ | CN2-6 | CTS-CON2 | White |
| CN1-4 | DTR-CON2 | Purple | ↔ | CN2-7 | DTR-CON2 | Purple |
| CN1-9 | RI-CON2 | Yellow | ↔ | CN2-8 | RI-CON2 | Yellow |
| CN1-5 | GND-CON2 | Black | ↔ | CN2-9 | GND-CON2 | Black |

USB Cable



| Pin No. | Symbols | Color | | Pin No. | Symbols | Color |
|---------|---------|-------|---|------------------------------|---------|-------|
| CN1-2 | VCC | RED | ↔ | CN2-1 | VCC | RED |
| CN1-3 | D- | WHITE | ↔ | CN2-2 | D- | WHITE |
| CN1-4 | D+ | GREEN | ↔ | CN2-3 | D+ | GREEN |
| CN1-5 | GND | BLACK | ↔ | CN2-4 | GND | BLACK |
| CN1-6 | VCC | RED | ↔ | CN3-1 | VCC | RED |
| CN1-7 | D- | WHITE | ↔ | CN3-2 | D- | WHITE |
| CN1-8 | D+ | GREEN | ↔ | CN3-3 | D+ | GREEN |
| CN1-9 | GND | BLACK | ↔ | CN3-4 | GND | BLACK |
| CN1-1 | GND | Braid | ↔ | Braid connect to the housing | | |